

**cover**

StoneTile Abruzzo in Caramel Ferrous

**left**

NaturalCast Valentia in Slate Brown and  
Old World Cobble in Granite Blend with  
natural stone

<b>paving stones</b>	13
<b>environmental solutions</b>	33
<b>architectural tiles</b>	39
<b>retaining walls</b>	49
<b>accessories and design ideas</b>	61
Steps & Columns	62
Curbs & Edging	64
Color Combinations	66
Patterns & Designs	68
Professional Accessories	70
Online Resources and Warranty	71

**Explore the extraordinary world of Navascape.** In these pages you'll discover shapes, sizes, colors and textures that will inspire you to create your own extraordinary spaces. Our innovative hardscape products are remarkable both for their beauty and their versatility. Whatever your project, choose Navascape for results that are truly out of the ordinary.

**tonight's drive-in feature**

driveways that dazzle



**top**  
Old World Cobble  
in Cashmere Beige Blend

**bottom**  
Kensington  
in Appalachian Brown Blend

**product**  
Stratford in Desert Grey Blend



**product**  
NaturalCast Valentia in Slate Brown



**a little piece of waterfront property**  
poolsides with pizzazz



**top**  
StoneTile Abruzzo  
in Caramel Ferrous

**bottom**  
English Cobble in  
Cashmere Beige Blend with  
Niagara in Terra Cotta Blend

**the path to enlightenment**  
patios and walkways that beckon



**top**  
Kensington  
in Appalachian Brown Blend

**bottom**  
Stratford  
in Riverbed Blend



**product**

StoneTile Abruzzo in Caramel Ferrous



**product**  
Antique RB Wall in Granite Blend



**the strong and silent type**  
walls that hold up under pressure



**top**  
Antique Tudor Wall  
in Sandstone Blend

**bottom**  
Wallstone in  
Granite Blend

**product**  
European Cobble in Granite Blend



## **Paving Stones**

**From the timeless elegance of antique tumbled pavers to the classic beauty of traditional cobblestone, create inviting and inspiring landscapes with Navascape.** Our paving stones are available in a variety of shapes, sizes, colors and textures, offering endless design possibilities and giving you the freedom to create the outdoor living space of your dreams.

# Old World Cobble™



cashmere beige blend



Nine different sizes and shapes at 70 mm (2.76 in) thick.



granite blend



cashmere beige blend



granite blend



terra cotta blend

# Forest Hill Cobble™



cashmere beige blend



**Large Square**  
359 x 359 x 70 mm  
(14.13 x 14.13 x 2.76 in)



**Large Rectangle**  
359 x 179 x 70 mm  
(14.13 x 7.05 x 2.76 in)



**Rectangle**  
269 x 179 x 70 mm  
(10.59 x 7.05 x 2.76 in)



**Square**  
179 x 179 x 70 mm  
(7.05 x 7.05 x 2.76 in)



**Small Rectangle**  
179 x 89 x 70 mm  
(7.05 x 3.50 x 2.76 in)





smoke blend



cashmere beige blend



riverbed blend



smoke blend



terra cotta blend

# Old Mill Cobble™



vintage buff mix



**Large Rectangle**  
312 x 208 x 70 mm  
(12.28 x 8.19 x 2.76 in)



**Square**  
208 x 208 x 70 mm  
(8.19 x 8.19 x 2.76 in)



**Rectangle**  
208 x 104 x 70 mm  
(8.19 x 4.09 x 2.76 in)



Also available in Cobble Circle Kit



granite blend



fieldstone mix



granite blend



terra cotta blend



vintage buff mix

# European Cobble™



granite blend



**Large Rectangle**  
208 x 173 x 70 mm  
(8.19 x 6.81 x 2.76 in)



**Square**  
173 x 173 x 70 mm  
(6.81 x 6.81 x 2.76 in)



**Rectangle**  
173 x 104 x 70 mm  
(6.81 x 4.09 x 2.76 in)



Also available in Cobble Circle Kit



vintage buff mix



granite blend



terra cotta blend



vintage buff mix

# English Cobble™



cashmere beige blend



**Large Square**  
223 x 223 x 60 mm  
(8.78 x 8.78 x 2.36 in)



**Rectangle**  
223 x 148 x 60 mm  
(8.78 x 5.83 x 2.36 in)



**Square**  
148 x 148 x 60 mm  
(5.83 x 5.83 x 2.36 in)



**Small Rectangle**  
148 x 73 x 60 mm  
(5.83 x 2.87 x 2.36 in)



Also available in Circle Kit

Sold in a Mixed Bundle (Rectangle, Square and Small Rectangle combined). Large Square and Rectangle are also sold separately.



cashmere beige blend



conestoga buff blend



desert grey blend



riverbed blend



terra cotta blend



terra cotta blend



ebony blend



macchiato blend



**Large Square**  
373 x 373 x 80 mm  
(14.69 x 14.69 x 3.15 in)



**Large Rectangle**  
373 x 248 x 80 mm  
(14.69 x 9.76 x 3.15 in)



**Square**  
248 x 248 x 80 mm  
(9.76 x 9.76 x 3.15 in)



**Rectangle**  
248 x 123 x 80 mm  
(9.76 x 4.84 x 3.15 in)

Sold in a Mixed Bundle (all four sizes combined). Rectangle also sold separately.





**caramello blend**



**ebony blend**



**macchiato blend**



appalachian brown blend



**Large Rectangle**  
419 x 279 x 80 mm  
(16.50 x 10.98 x 3.15 in)



**Square**  
279 x 279 x 80 mm  
(10.98 x 10.98 x 3.15 in)



**Rectangle**  
279 x 209 x 80 mm  
(10.98 x 8.23 x 3.15 in)



**Small Rectangle**  
279 x 139 x 80 mm  
(10.98 x 5.47 x 3.15 in)

Sold in a Mixed Bundle (Large Rectangle, Square and Small Rectangle combined) suitable for mechanical installation. Rectangle sold separately.



appalachian brown blend



appalachian brown blend



canyon grey blend



desert grey blend



sierra black\*

\*available in Rectangle only



desert grey blend



burnt red blend



conestoga buff blend



desert grey blend



granite blend



riverbed blend



terra cotta blend



**Double Rectangle**  
238 x 178 x 60 mm  
(9.37 x 7.01 x 2.36 in)



**Rectangle**  
178 x 118 x 60 mm  
(7.01 x 4.65 x 2.36 in)



**Square**  
118 x 118 x 60 mm  
(4.65 x 4.65 x 2.36 in)



**Small Rectangle**  
118 x 58 x 60 mm  
(4.65 x 2.28 x 2.36 in)



Also available in Circle Kit Bundle.

Sold in a Mixed Bundle (Square and Small Rectangle combined). Double Rectangle and Rectangle sold separately.



terra cotta blend



conestoga buff blend



desert grey blend



granite blend



riverbed blend



terra cotta blend




**Rectangle**  
223 x 148 x 60 mm  
(8.78 x 5.83 x 2.36 in)

**Square**  
148 x 148 x 60 mm  
(5.83 x 5.83 x 2.36 in)

**Small Rectangle**  
148 x 73 x 60 mm  
(5.83 x 2.87 x 2.36 in)

Sold in a Mixed Bundle (Square and Small Rectangle combined). Rectangle sold separately. Also available in 80 mm (3.15 in) thickness for commercial applications.



terra cotta blend



burnt red blend



conestoga buff blend\*



granite blend



riverbed blend



terra cotta blend



walnut blend\*



**Rectangle**  
198 x 98 x 60 mm  
(7.80 x 3.86 x 2.36 in)



**Square**  
198 x 198 x 60 mm  
(7.80 x 7.80 x 2.36 in)

Also available in 80 mm (3.15 in) thickness for commercial applications. Niagara Rectangle 80 mm is available in a herringbone pattern for mechanical installation.

\*available in Rectangle only

## Roman Border™



Roman Border  
184 x 119/136 x 60 mm  
(7.24 x 4.69/5.35 x 2.36 in)

## Octi Classic™



Octi Standard  
227 x 137 x 60 mm  
(8.94 x 5.39 x 2.36 in)



Octi Edge  
227 x 112 x 60 mm  
(8.94 x 4.41 x 2.36 in)

Sold in Mixed Bundle only (Standard and Edge pieces combined).

# Slab Paving



somerset flag in smoke blend



**Somerset Flag**  
471 x 333 x 45 mm  
(18.54 x 13.11 x 1.77 in)



conestoga buff blend



smoke blend



**SmartCast® Diamond**  
600 x 750 x 40 mm  
(23.62 x 29.53 x 1.57 in)



**SmartCast® Diamond**  
600 x 600 x 40 mm  
(23.62 x 23.62 x 1.57 in)



natural



**SmartCast® Brick**  
600 x 600 x 40 mm  
(23.62 x 23.62 x 1.57 in)



**SmartCast® Brick**  
400 x 400 x 40 mm  
(15.75 x 15.75 x 1.57 in)



natural



red

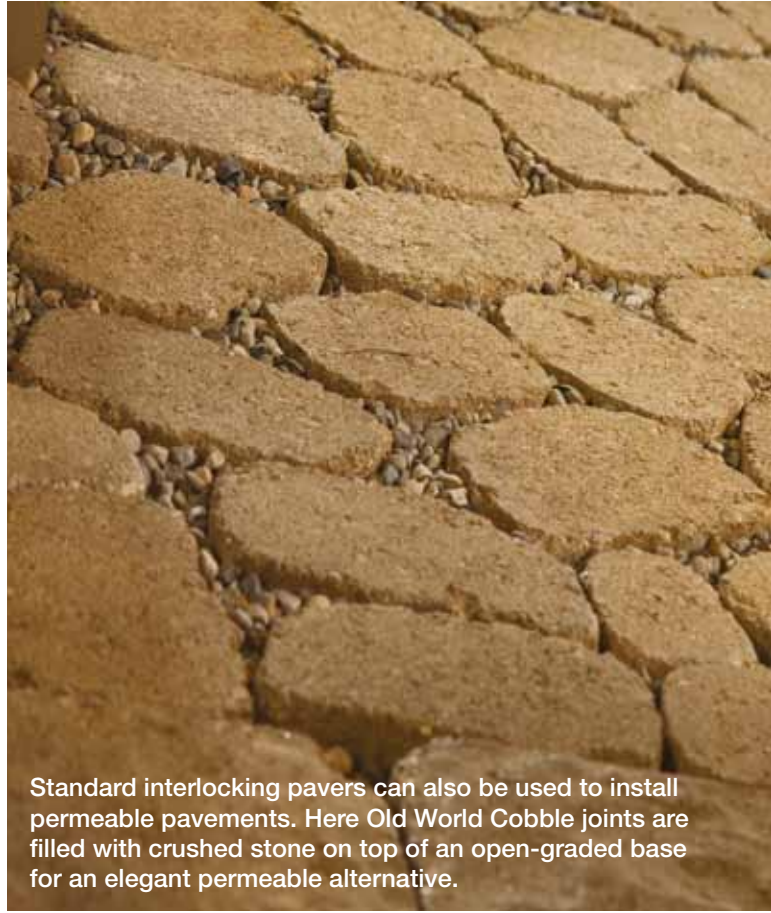


## **Environmental Solutions**

**With a history dating back to the Roman Empire, concrete is a proven, viable, lasting building**

**product.** We are committed to developing and innovating new product solutions that support sustainable development and will last a lifetime.

# Permeable Paving



Standard interlocking pavers can also be used to install permeable pavements. Here Old World Cobble joints are filled with crushed stone on top of an open-graded base for an elegant permeable alternative.

As our cities grow larger, more and more land becomes paved with concrete, asphalt or other impervious surfaces. As a result, heavy rains can overload our stormwater drainage systems, contributing to flooding, erosion and declining water quality. Permeable pavements are an effective solution for controlling erosion and managing stormwater runoff.

Open grid pavements, such as Turfstone, have large voids that can be filled with crushed stone, grass or other plants. They provide the stability required for heavy vehicular traffic while allowing rainwater to penetrate the ground. Permeable pavement systems such as AquaPave, channel rainwater through smaller, more pedestrian friendly joints with incredible efficiency to virtually eliminate runoff. Rainwater can then be captured and stored for later use or can simply recharge the groundwater system.



**Turfstone™ 100\***  
398 x 598 x 100 mm  
(15.67 x 23.54 x 3.93 in)



**Turfstone™ 80\***  
398 x 598 x 80 mm  
(15.67 x 23.54 x 3.15 in)



**AquaPave® Niagara™**  
198 x 98 x 80 mm  
(7.80 x 3.86 x 3.15 in)

\*available in Natural only

Custom colors are available as special orders - call for details.



**AquaPave® - a paving system we can all live with**

The unique design of the AquaPave permeable pavement system allows rainwater to drain through the pavement surface via six vertical channels built into the pavers, at a rate of 9000 mm/hr (354 in/hr). The rainwater drains into a unique sub-base where a layer of Inbitex® geotextile cleans the water, removing most pollutants before releasing it in a controlled manner into the ground below, directing it to existing stormwater infrastructure or capturing it for water harvesting and re-use.

**System Benefits**

- eliminates surface runoff
- removes up to 99% of oil & hydrocarbons
- removes up to 97% of heavy metals
- eligible for up to 12 LEED® points
- suitable for water harvesting & re-use
- roofwater management solution
- recharges the groundwater table
- lowers construction & life-cycle costs
- pedestrian friendly

For more details, visit [navascape.ca](http://navascape.ca).



conestoga buff blend



granite blend



riverbed blend



smoke blend



terra cotta blend



walnut blend



natural




charcoal

# Rooftop Paving



smartcast diamond in natural



naturalcast traveno in marble beige

As new construction increasingly builds skyward, it is becoming more important to provide thoughtful outdoor spaces for those who live in condominiums and high rises. Navascape has a variety of rooftop paving products to create elegant, environmental and functional rooftop patios and terraces.

**SmartCast Clean** is the most advanced sustainable rooftop paving solution available. Using a unique formulation of special aggregates, admixtures and TX Active® photocatalytic cement, SmartCast Clean roof tiles are:

- **solar reflective** (average test results of 86.8 SRI). A bright white surface reduces heat energy absorbed from the sun which helps conserve energy and improve air and water quality.
- **smog-eating**. Photocatalysis is a natural phenomenon which uses light energy to break down organic and inorganic pollutants, converting them to harmless salts. SmartCast Clean with TX Active photocatalytic cement, speeds up this natural process, destroying harmful atmospheric pollutants and smog.
- **self-cleaning**. The photocatalytic process prevents pollutants from accumulating on the surface of the tiles, keeping them clean and white and retaining their high reflectivity, smog-eating and self-cleaning properties indefinitely.

**SmartCast Reflect** tiles are highly solar reflective, with average test results in excess of 88 SRI. The urban heat island phenomenon is caused by impermeable surfaces, such as roofs and pavement, that absorb heat from the sun. SmartCast Reflect reflects most of this heat, reducing the heat island effect and conserving energy.

**SmartCast Diamond Roof** is a traditional rooftop slab ideal for utility areas and access walkways. All rooftop paving products from Navascape are manufactured to be superior in consistency, size accuracy, strength, flatness and detail. They can be installed using pedestal support systems or can be special ordered with our built-in pedestal finish.


For more elegant rooftop paving options with natural stone appeal, consider NaturalCast Traveno or the StoneTile Series of architectural tiles - Abruzzo, Tuscanni and Piazza (see Architectural Tiles beginning on page 39).



smartcast clean in white



**SmartCast® Clean**  
 600 x 600 x 50 mm  
 (23.62 x 23.62 x 1.97 in)  
 Additional sizes & thicknesses available.



**white**



**SmartCast® Reflect**  
 600 x 600 x 50 mm  
 (23.62 x 23.62 x 1.97 in)  
 Additional sizes & thicknesses available.



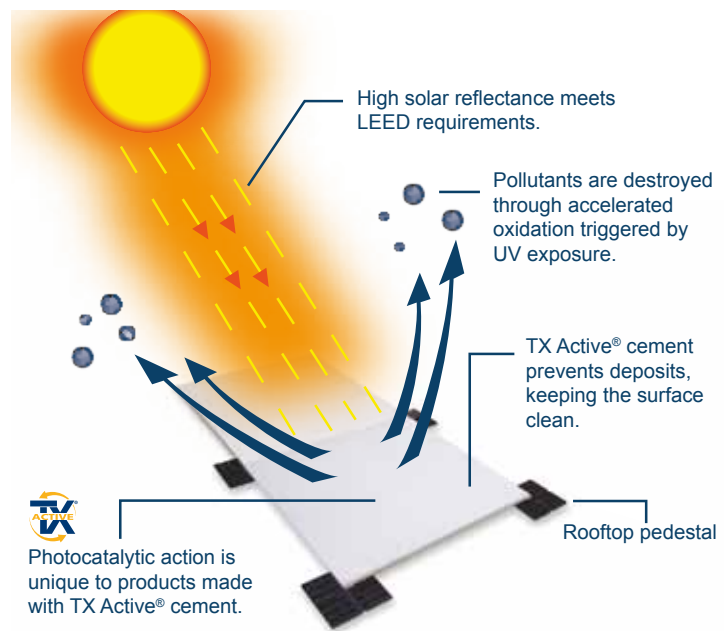
**white**



**SmartCast® Diamond Roof**  
 600 x 600 x 50 mm  
 (23.62 x 23.62 x 1.97 in)  
 Additional sizes & thicknesses available.



**natural**



**SmartCast Clean Photocatalytic Action *in Action***

**Pedestal Options**



**Buzon DPH1 Pedestal & Shim**  
 28 mm non-adjustable height  
 (1.1 in)



**Versipave Pedestal**  
 24 to 33 mm adjustable height  
 (0.94 to 1.30 in)



**Built-in Pedestal**  
 All 50 mm (1.97 in) rooftop paving slabs can be special ordered with a built-in pedestal option. Minimum quantities apply - call for details.

**product**

NaturalCast Valentia in Sandstone Beige



## Architectural Tiles

**Architectural tiles combine the elegance and sophistication of natural stone with the culture and ambiance of the Mediterranean.** Create the perfect

harmony of comfort and nature with inviting colors, textures and details.

Ideal for patios, entrances, walkways, rooftops or poolsides, architectural tiles will add lasting luxury to any space.

# NaturalCast™ Traveno™



marble beige



marble beige



300 x 600 Module  
297 x 597 x 45 mm  
(11.69 x 23.50 x 1.77 in)



300 x 450 Module  
297 x 447 x 45 mm  
(11.69 x 17.62 x 1.77 in)





marble beige



marble beige

# NaturalCast™ Valentia™



slate brown



**V1 Module**  
600 x 600 x 45 mm  
(23.62 x 23.62 x 1.77 in)



**V2 Module**  
295 x 600 x 45 mm  
(11.61 x 23.62 x 1.77 in)



**V3 Module**  
447.5 x 600 x 45 mm  
(17.62 x 23.62 x 1.77 in)



**V4 Module**  
447.5 x 447.5 x 45 mm  
(17.62 x 17.62 x 1.77 in)



**V5 Module**  
295 x 295 x 45 mm  
(11.61 x 11.61 x 1.77 in)


Available in 5-Stone and 3-Stone Random Kits. V2 also sold separately. All other modules available separately as special order only.



sandstone beige




sandstone beige



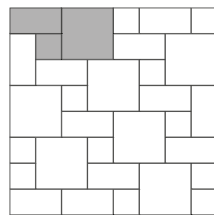
shale black



slate brown



**5-Stone Random Kit**  
Covers a 2.44 x 2.44 m (8 x 8 ft)  
area using all five modules



**3-Stone Random Kit**  
Covers a 2.44 x 2.44 m (8 x 8 ft)  
area using V1, V2 and V5 modules

# StoneTile™ Abruzzo™



caramel ferrous



slate brown



600 x 600 Module  
600 x 600 x 40 mm  
(23.62 x 23.62 x 1.57 in)



400 x 600 Module  
400 x 600 x 40 mm  
(15.75 x 23.62 x 1.57 in)



400 x 400 Module  
400 x 400 x 40 mm  
(15.75 x 15.75 x 1.57 in)



**caramel ferrous**



**shale black**



**slate brown**

# StoneTile™ Tuscanni™



cappuccino



sorrento



600 x 600 Module  
600 x 600 x 40 mm  
(23.62 x 23.62 x 1.57 in)



400 x 600 Module  
400 x 600 x 40 mm  
(15.75 x 23.62 x 1.57 in)



400 x 400 Module  
400 x 400 x 40 mm  
(15.75 x 15.75 x 1.57 in)



cappuccino



roccia blu



sorrento

# StoneTile™ Piazza™



limestone white impressa and shale black



limestone white



limestone white impressa



shale black



shale black impressa



600 x 600 Module  
600 x 600 x 40 mm  
(23.62 x 23.62 x 1.57 in)



400 x 600 Module  
400 x 600 x 40 mm  
(15.75 x 23.62 x 1.57 in)



400 x 400 Module  
400 x 400 x 40 mm  
(15.75 x 15.75 x 1.57 in)



## Retaining Walls

**Retaining wall systems from Navascape are designed to provide superior performance and versatility and can be assembled into retaining walls of any size and shape.** Our wall systems provide beauty and engineered strength, making them ideal for shaped and multi-tier retaining walls as well as privacy walls, sitting areas, curved steps, raised gardens and water features.

# Antique RB Wall™



walnut blend

Recommended wall height: up to 3.4 m (11 ft)



**Standard Unit**  
150 x 300 x 200 mm  
(5.91 x 11.81 x 7.87 in)



**Tapered Unit**  
150 x 300 x 200/150 mm  
(5.91 x 11.81 x 7.87/5.91 in)



**Corner Unit**  
150 x 300 x 200 mm  
(5.91 x 11.81 x 7.87 in)



**10" Coping**  
75 x 300 x 250 mm  
(2.95 x 11.81 x 9.84 in)



sandstone blend



desert grey blend\*



granite blend



sandstone blend



walnut blend

\*not available in Antique Bullnose Coping



Tapered Coping  
75 x 335 x 215/187 mm  
(2.95 x 13.19 x 8.46/7.36 in)



Antique Bullnose Coping  
70 x 317 x 150 mm  
(2.76 x 12.48 x 5.91 in)

# Antique Kassel Wall™



Recommended wall height: up to 1 m (3 ft)



**Standard Unit**  
150 x 300 x 200 mm  
(5.91 x 11.81 x 7.87 in)



**End Unit**  
150 x 300 x 200 mm  
(5.91 x 11.81 x 7.87 in)



**Corner Unit**  
150 x 300 x 200 mm  
(5.91 x 11.81 x 7.87 in)



**Kassel Stone Coping**  
75 x 355 x 300 mm  
(2.95 x 13.98 x 11.81 in)



sandstone blend



Antique Bullnose Coping  
70 x 317 x 150 mm  
(2.76 x 12.48 x 5.91 in)



granite blend



sandstone blend



walnut blend

# Antique Hampton Wall™



Recommended wall height: up to 0.7 m (2' 4")



Standard Unit  
100 x 200 x 300 mm  
(3.93 x 7.87 x 11.81 in)

# Antique Tudor Wall™



sandstone blend

Recommended wall height: up to 0.5 m (1' 8")



Standard Unit  
100 x 200 x 225/150 mm  
(3.93 x 7.87 x 8.86/5.91 in)



granite blend



sandstone blend



walnut blend



natural

Recommended wall height: up to 3.4 m (11 ft)



**Standard Unit**  
150 x 300 x 200 mm  
(5.91 x 11.81 x 7.87 in)



**Tapered Unit**  
150 x 300 x 200/150 mm  
(5.91 x 11.81 x 7.87/5.91 in)



**Corner Unit**  
150 x 300 x 200 mm  
(5.91 x 11.81 x 7.87 in)



**10" Coping**  
75 x 300 x 250 mm  
(2.95 x 11.81 x 9.84 in)





walnut blend

\*not available in Bullnose Coping



natural\*



autumn brown blend\*



desert grey blend\*



granite blend



sandstone blend



walnut blend



24" Coping  
75 x 300 x 610 mm  
(2.95 x 11.81 x 24.02 in)




Tapered Coping  
75 x 335 x 215/187 mm  
(2.95 x 13.19 x 8.46/7.36 in)



Bullnose Coping  
70 x 317 x 150 mm  
(2.76 x 12.48 x 5.91 in)

# Wallstone™ & Wedgestone Wall™



granite blend

## Wallstone

Recommended wall height: up to 2.6 m (8 ft)



Standard Unit\*  
100 x 200 x 300 mm  
(3.93 x 7.87 x 11.81 in)



Corner /Column Unit  
100 x 200 x 300 mm  
(3.93 x 7.87 x 11.81 in)



12" Coping  
100 x 200 x 300 mm  
(3.93 x 7.87 x 11.81 in)



18" Coping  
100 x 300 x 450 mm  
(3.93 x 11.81 x 17.72 in)

\*Also available in Double and Triple Units for larger retaining walls (special order only).



desert grey blend



natural



autumn brown blend




burnt red blend



desert grey blend



granite blend



walnut blend

### Wedgestone Wall

Recommended wall height: up to 0.7 m (2' 4")



Standard Unit  
100 x 200 x 231/153 mm  
(3.93 x 7.87 x 9.09/6.02 in)



Coping Unit  
100 x 200 x 231/153 mm  
(3.93 x 7.87 x 9.09/6.02 in)

# GRANDE® Wall & GRANDE Wedge®



Recommended wall height: up to 16 m (50 ft) and higher



**GRANDE 375**  
Standard Unit  
200 x 375 x 1000 mm  
(7.87 x 14.76 x 39.37 in)



**GRANDE 750**  
Standard Unit  
200 x 750 x 1000 mm  
(7.87 x 29.52 x 39.37 in)



**GRANDE 1125**  
Standard Unit  
200 x 1125 x 1000 mm  
(7.87 x 44.29 x 39.37 in)



**GRANDE**  
Corner Unit  
200 x 500 x 1000 mm  
(7.87 x 19.69 x 39.37 in)



**GRANDE 438**  
Coping/Step Unit  
200 x 438 x 1000 mm  
(7.87 x 17.24 x 39.37 in)



**GRANDE Wedge**  
Standard Unit  
200 x 312.5 x 380/250 mm  
(7.87 x 12.30 x 14.96/9.84 in)



**GRANDE Wedge**  
Coping Unit  
100 x 312.5 x 380/250 mm  
(3.93 x 12.30 x 14.96/9.84 in)



\*available in 438 Coping/Step Unit only  
Custom colors available - call for details.

## **Accessories and Design Ideas**

**Creating outdoor environments that are truly an expression of you is easy with Navascape.**

Combine products, colors, textures, surface finishes and patterns to create a one-of-a-kind landscape project. Whether your project is large or small, our design ideas are sure to inspire.

# Steps & Columns



valentia step in sandstone beige



valentia pier cap in sorrento



**Valentia Step™**  
1200 x 350 x 175 mm  
(47.24 x 13.78 x 6.89 in)



**Valentia Terrace Step™**  
1500 x 500 x 150 mm  
(59.06 x 19.69 x 5.91 in)



**Valentia Block™**  
325 x 175 x 100 mm  
(12.79 x 6.89 x 3.93 in)



**Valentia Pier Cap™**  
575 x 575 x 125 mm  
(22.64 x 22.64 x 4.92 in)



**Valentia XL Pier Cap™**  
710 x 710 x 100 mm  
(27.95 x 27.95 x 3.93 in)



add custom profiled edging to our architectural tiles and combine with Navascape retaining wall blocks for professional looking stairs



sandstone beige



grande 438 coping/step unit in natural



slate brown



sorrento

# Curbs & Edging



antique curb in sandstone blend



antique bullnose coping in granite blend



driveway curb in charcoal





**Antique Bullnose Coping**  
150 x 317 x 70 mm  
(5.91 x 12.48 x 2.76 in)



**Bullnose Coping**  
150 x 317 x 70 mm  
(5.91 x 12.48 x 2.76 in)



**granite blend**



**sandstone blend**



**walnut blend**



**Antique Curb™**  
450 x 150 x 150 mm  
(17.72 x 5.91 x 5.91 in)



**Split Edge™**  
300 x 100 x 100 mm  
(11.81 x 3.93 x 3.93 in)



**granite blend**



**sandstone blend**




**walnut blend**




**Driveway Curb™  
Standard**  
1000 x 150 x 150 mm  
(39.37 x 5.91 x 5.91 in)



**Driveway Curb™  
Sloped End**  
1000 x 150 x 150 mm  
(39.37 x 5.91 x 5.91 in)




**natural**



**charcoal**



**Interlocking Curb™**  
914 x 87.5 x 150 mm  
(36 x 3.44 x 5.91 in)



**red**



**salmon\***

\*not available in Interlocking Curb

# Color Combinations



**paving:** Kensington  
Appalachian Brown Blend



**accent 1:** Kensington Sierra Black  
**accent 2:** Antique Curb Walnut Blend  
**wall:** Antique RB Wall Granite Blend



**paving:** English Cobble  
Desert Grey Blend



**paving:** Forest Hill Cobble  
Cashmere Beige Blend



**accent 1:** Old Mill Cobble Granite Blend  
**accent 2:** Split Edge Sandstone Blend  
**wall:** Wallstone Desert Grey Blend



**paving:** StoneTile Tuscanni Cappuccino

## color descriptions

Appalachian Brown Blend - brown / natural grey / black  
Autumn Brown Blend - salmon / dark brown  
Burnt Red Blend - red / black  
Canyon Grey Blend - black / natural grey / light brown  
Cappuccino - buff / dark brown  
Caramel Ferrous - caramel / light grey / black  
Caramello Blend - caramel / light grey / black  
Cashmere Beige Blend - light buff / dark buff  
Charcoal - black  
Conestoga Buff Blend - buff / medium brown  
Desert Grey Blend - natural grey / buff / black

Ebony Blend - black blend  
Fieldstone Mix - light brown / black  
Granite - natural grey / black  
Limestone White - light grey  
Macchiato Blend - dark brown / black  
Marble Beige - light beige blend  
Natural - natural grey  
Onyx Brown - light brown / black  
Riverbed Blend - salmon / buff / black  
Roccia Blu - green / slate blend  
Sandstone Beige - buff / medium brown

**The colors shown are as accurate as modern printing methods allow. We strongly recommend viewing an actual sample before purchasing.**



**accent 1:** StoneTile Tuscani Roccia Blu  
**accent 2:** Antique Curb Granite Blend  
**wall:** Antique Hampton Wall Granite Blend



**paving:** Terramo Macchiato Blend




**accent 1:** Old World Cobble Granite Blend  
**accent 2:** Forest Hill Cobble Smoke Blend  
**wall:** Antique RB Wall Walnut Blend



**accent 1:** Forest Hill Cobble Cashmere Beige Blend  
**accent 2:** Antique Curb Sandstone Blend  
**wall:** RB Wall Sandstone Blend



**paving:** StoneTile Abruzzo Caramel Ferrous



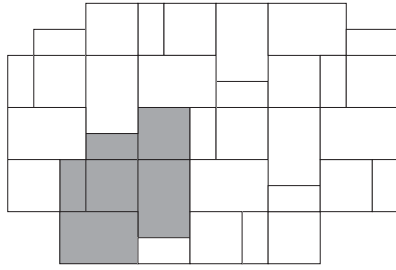
**accent 1:** English Cobble Desert Grey Blend  
**accent 2:** StoneTile Piazza Shale Black  
**wall:** RB Wall Desert Grey Blend

- Sandstone Blend - buff / natural grey
- Shale Black - black blend
- Sierra Black - black
- Slate Brown - dark brown / black
- Smoke Blend - light buff / black
- Sorrento - black / natural grey
- Terra Cotta Blend - salmon / brown / black
- Vintage Buff Mix - light brown / light buff / dark buff
- Walnut Blend - brown / black
- White - white

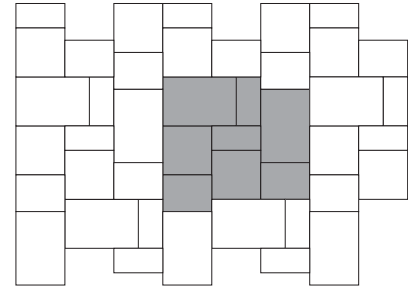


# Patterns & Designs

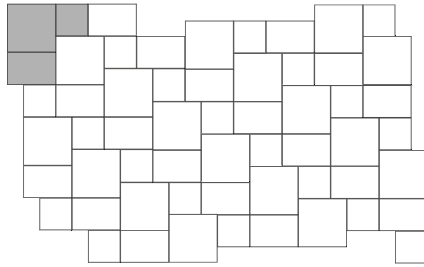
**Kensington**  
**3 Stone Modular**  
 100% - mixed bundle



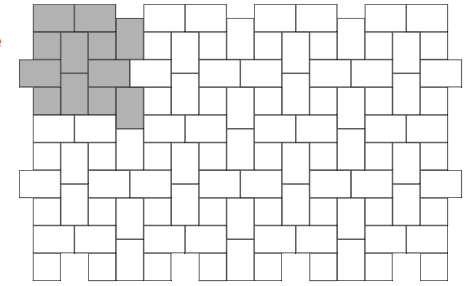
**Kensington**  
**4 Stone Modular**  
 20% - rectangle  
 80% - mixed bundle



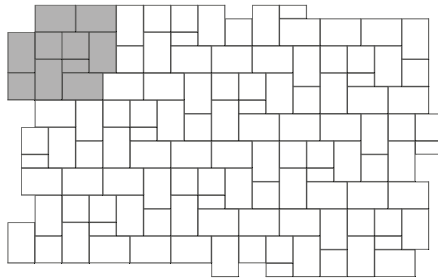
**StoneTile**  
**3 Tile Herringbone**  
 47% - 600x600  
 32% - 400x600  
 21% - 400x400



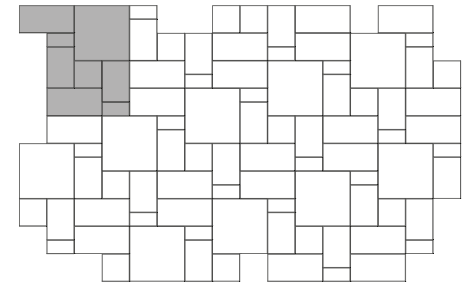
**Terramo**  
**Modified Herringbone**  
 100% - mixed bundle



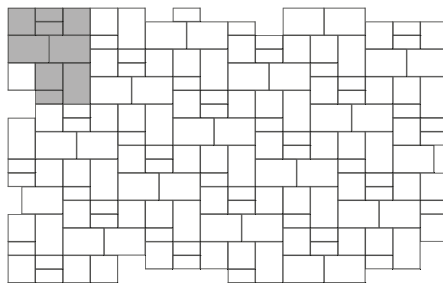
**Forest Hill Cobble**  
**3 Stone Modular**  
 72% - rectangle  
 24% - square  
 4% - small rectangle



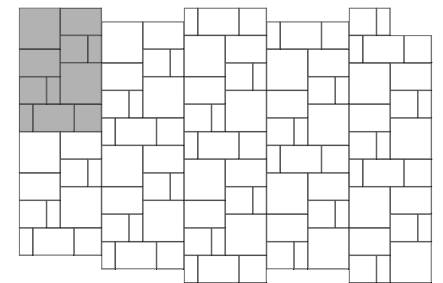
**Forest Hill Cobble**  
**5 Stone Modular**  
 31% - large square  
 31% - large rectangle  
 22% - rectangle  
 8% - square  
 8% - small rectangle



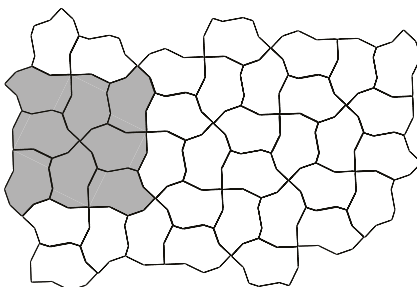
**English Cobble**  
**3 Stone Modular**  
 100% - mixed bundle



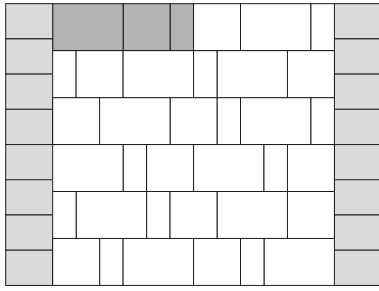
**English Cobble**  
**4 Stone Modular**  
 33% - large square  
 67% - mixed bundle



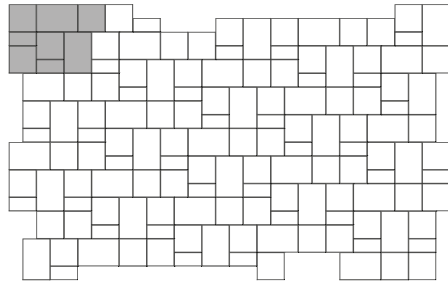
**Somerset Flag**  
**Random Flag**  
 100% - somerset flag



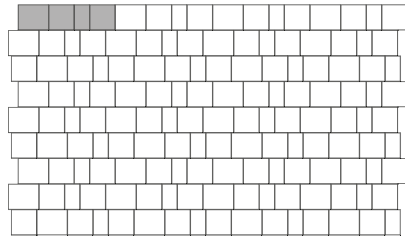
**Kensington**  
**3 Stone Runnerbond**  
 100% - mixed bundle  
 with Kensington  
 Rectangle as a border



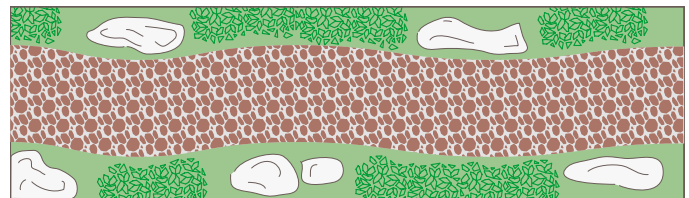

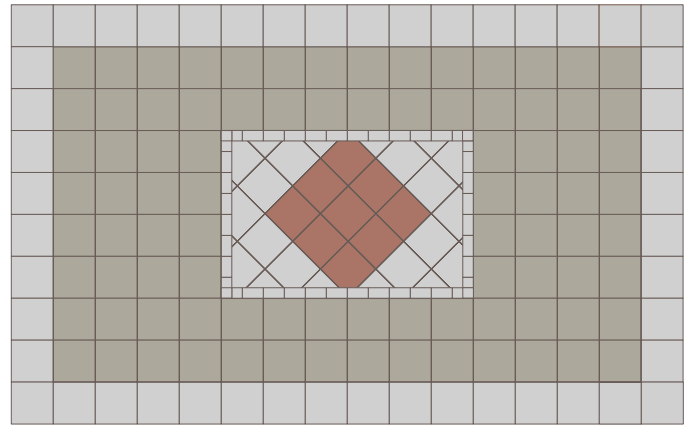
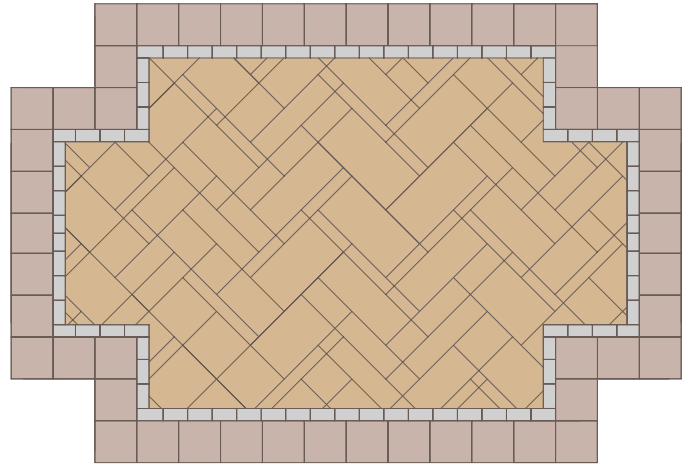
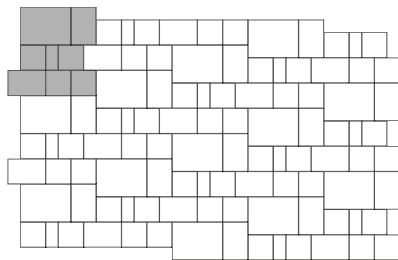
**Old Mill Cobble**  
**3 Stone Modular**  
 37% - large rectangle  
 50% - square  
 13% - rectangle



**European Cobble**  
**3 Stone Runnerbond**  
 31% - large rectangle  
 53% - square  
 16% - rectangle



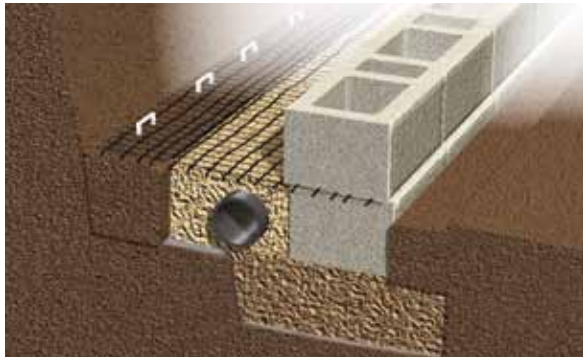
**Stratford**  
**4 Stone Modular**  
 28% - double rectangle  
 29% - rectangle  
 43% - square bundle



**unleash your design creativity**

It's easier than you think to make your patio or driveway distinctive. Let the sample designs above inspire you to create an outdoor living space that is truly an expression of your own personal style.

# Professional Accessories



Choosing the right product is just the first step toward achieving exceptional results. The following construction accessories products, used before, during and after construction of your project, will help keep it looking brand new for many years to come.

## grids and fabrics

Your local Navascape dealer offers a selection of geogrids and landscape fabrics used for soil reinforcement, separation of soil and base materials, drainage, filtration and weed control.



## adhesives

Concrete adhesives increase safety and stability of retaining wall installations and should be used at all corners and to secure the coping course to the wall.

## edge restraints

Properly installed edgerestraint prevents paving installations from shifting and creating unsightly gaps and trip hazards. Edge restraint is installed directly on top of the compacted granular base on all edges of a paving installation not abutting a structure, such as a building or a wall. Although it can be installed after the product is laid, it is often placed first to serve as a starting edge. Available in plastic and aluminum.



## jointing sands

Jointing sands are used to fill the voids (joints) between paving products and perform a critical role in the performance of interlocking systems. Jointing sand ensures effective interlock, particularly with paving stones, and forms a barrier against weed or insect penetration.

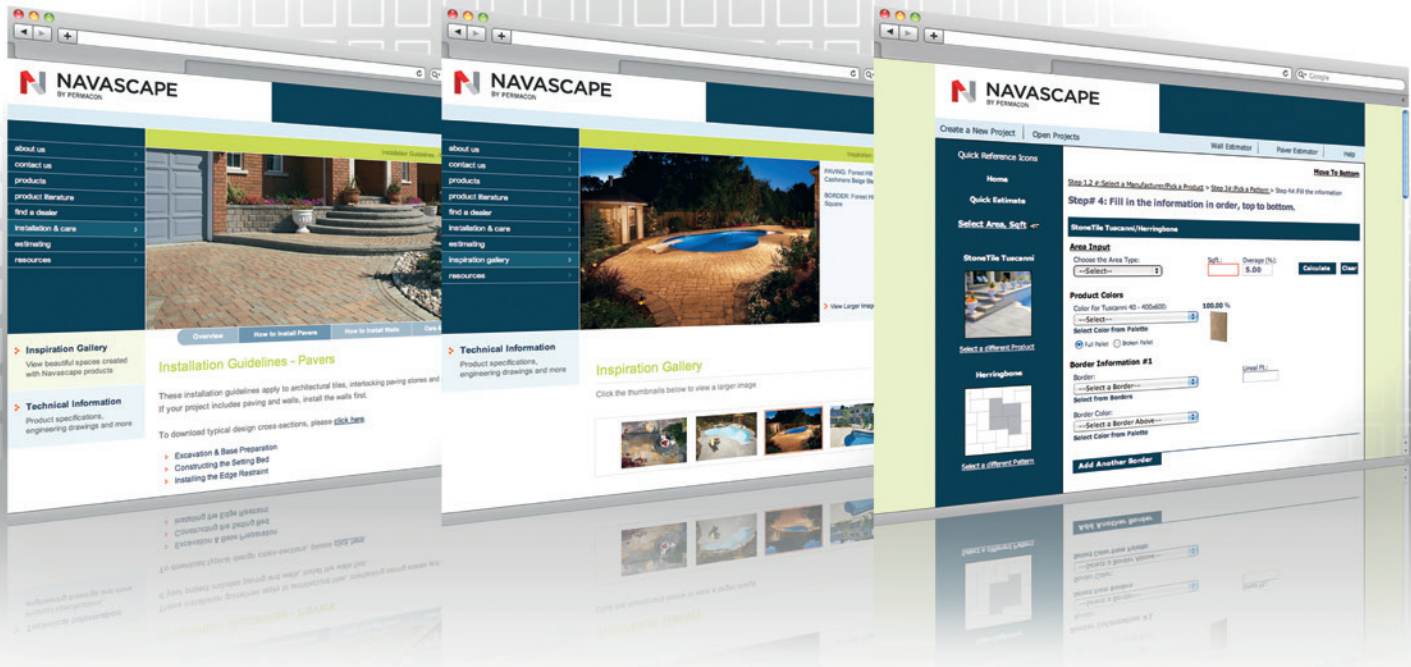
Jointing materials come in many varieties. Joint size, project application and budget are just some of the factors that determine the right type for your project. Consult your local Dealer for help choosing the appropriate type for your project.

- **Polymeric Sand** - a permanent, maintenance-free jointing option suitable for high-use areas and installations with large joints.

## cleaners & sealers

Accidents happen. Dirt, grease, rust, paint and other stains are easily removed from concrete pavers using the right cleaners. Once clean, specially formulated sealers can be applied to enhance the original paver color and offer some protection against future stains. Available in an invisible, natural look or wet look finish, sealers are a matter of personal preference and do not affect the overall durability of your project.





## navascape.ca

1. Need a little help getting started? Check out our **Inspiration Gallery** for ideas.
2. Don't have time to visit your local Navascape Dealer? **Download our literature** instead.
3. Not sure who your local Navascape Dealer is? Find them online using our quick and easy **Find A Dealer** tool.
4. Want to impress your neighbors by doing the work yourself? Follow our step-by-step **Installation Guidelines**.  
Need some help to put it all together? Find additional **Laying Patterns** online.  
Math was never your strong suit? Let our **Product Estimation Calculator** do the work for you.

## Warranty

### Quality and Performance

Navascape is fully committed to providing you with the highest product quality and performance. Our hardscape products are manufactured to meet or exceed the requirements of all applicable CSA and ASTM standards. With proper installation techniques and a minimal amount of maintenance, your project will endure for many years to come.

### Lifetime Warranty

Navascape products are backed by a lifetime warranty to the original purchaser of the products for residential applications. This assurance of product quality is applicable where products have been correctly installed to meet the manufacturer's specifications. Color variances and the appearance of efflorescence do not constitute a warranty claim. Any defective products will be replaced; however, replacement labor and transportation costs are not included in this warranty. All warranty claims must be made prior to the removal or disposal of the defective product; approvals must be in writing. This warranty is not transferable. Proof of purchase is required.



1 888-737-6226  
**Navascope.ca**

